

NOT FOR SALE

\$9,725,612
XOME VALUE®

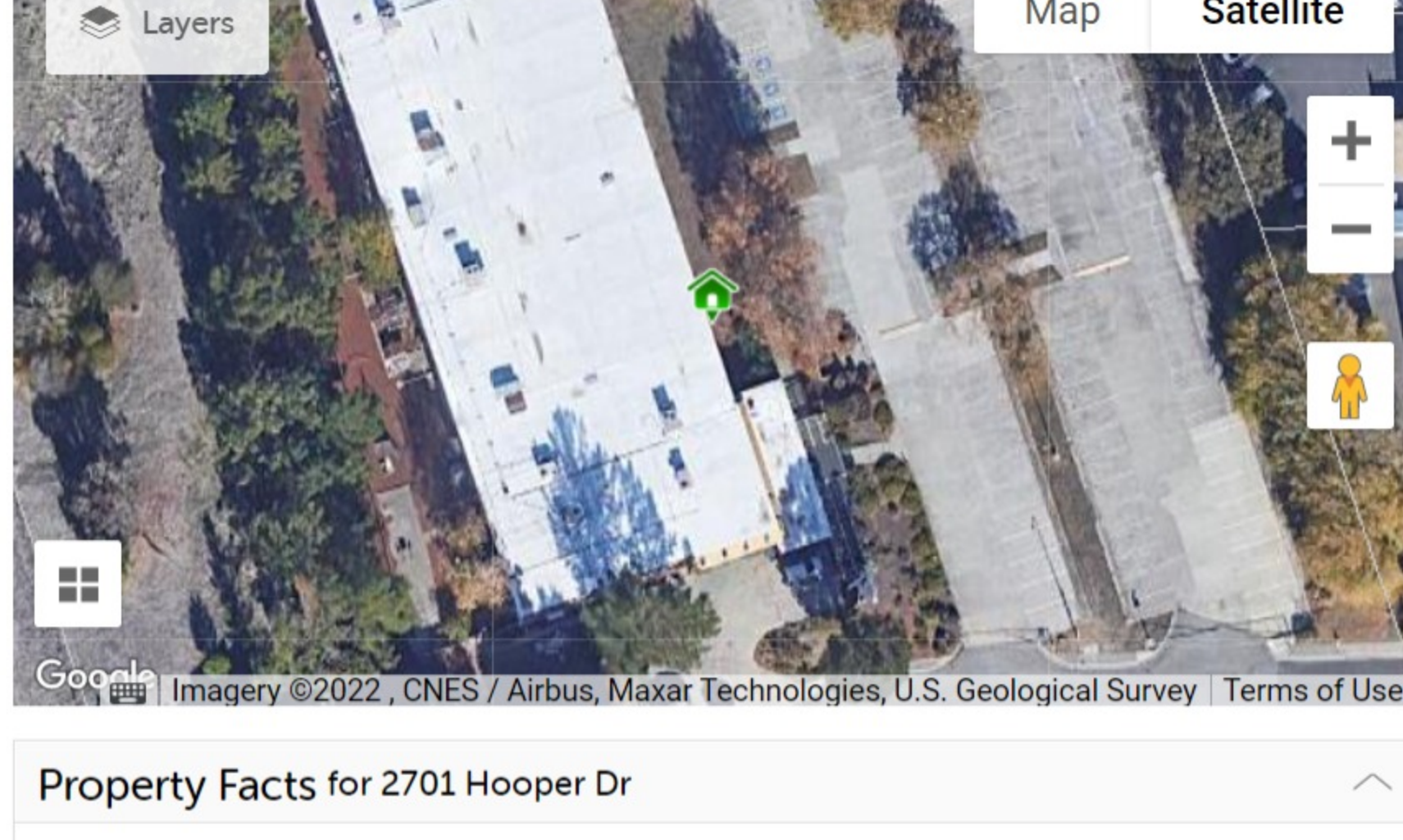
Last evaluated 7/13/2022

\$10,793,179
HIGH RANGE
\$8,876,747
LOW RANGE

2701 Hooper Dr
San Ramon, CA 94583

Community Center (Exempt)
Residence

0 Beds
0 Baths



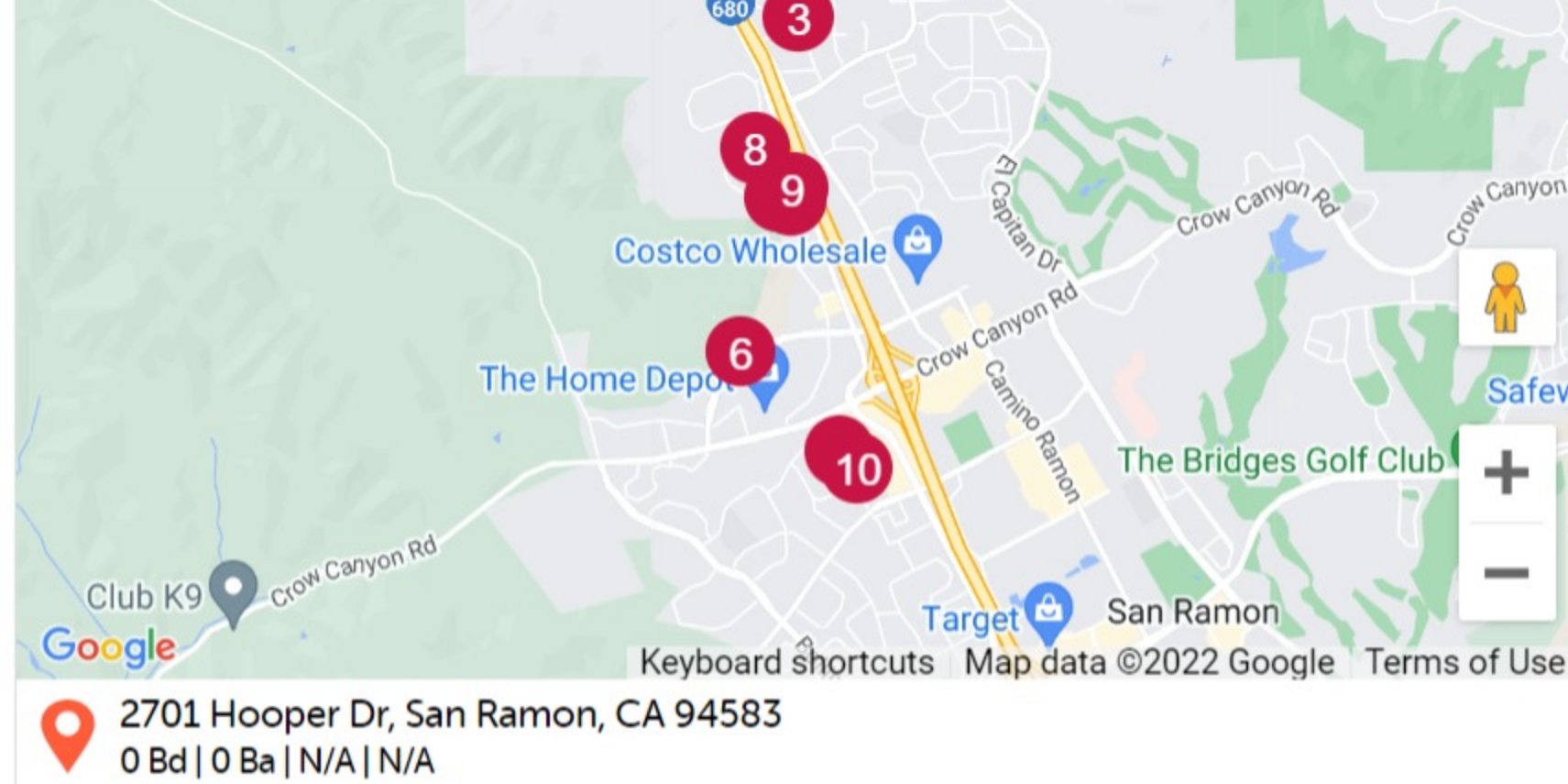
Property Facts for 2701 Hooper Dr

2701 Hooper Dr, San Ramon, CA is a community center property that contains 27,101 Sq. Ft. sq ft and was built in 1975. This home last sold for \$2,250,000 in December 1997.

Parcel #	208-250-041-0	Lot Size	162,740 Sq. Ft.
Property Type	Community Center (Exempt)	County	CONTRA COSTA
Living Area Sq. Ft.	27,101 Sq. Ft.	Year Built	1975

Comparable Home Sales for 2701 Hooper Dr

Comparable nearby sales are a major factor used by the Xome Value® to estimate the value of a home.



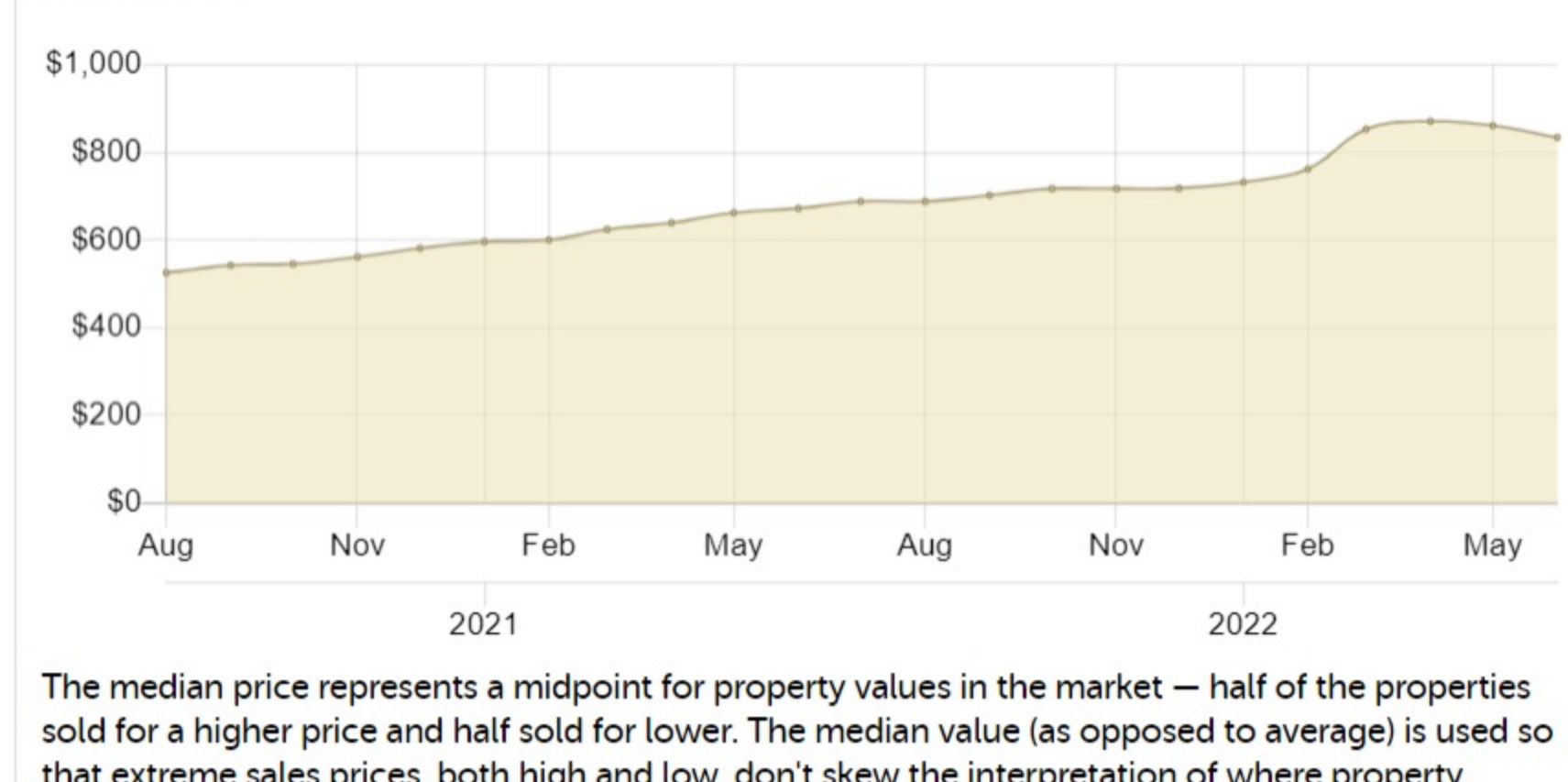
2701 Hooper Dr, San Ramon, CA 94583	0 Bd 0 Ba N/A N/A	
1	1973 S Forest Hill Place, Danville, CA 94526	\$925,000 Sold: 5/10/2021
2	1931 S Forest Hill Pl, Danville, CA 94526	\$1,260,000 Sold: 3/25/2022
3	142 Saint Jean Ct, Danville, CA 94526	\$1,655,000 Sold: 7/15/2022
4	200 Compton Cir, San Ramon, CA 94583	\$615,000 Sold: 7/6/2022
5	1917 S Forest Hill, Danville, CA 94526	\$940,000 Sold: 3/1/2021
Median Comparables		\$1,038,000 Sold: 3/3/2022
3 Bd 0 Ba 1,537 Sqft \$668/Sqft		

The Comparable Home Sales chart is produced by analyzing a data set that contains the last 5 years of property sales within 3 miles of the subject property. Each property in this data set is analyzed on multiple factors such as square footage, bedrooms, bathrooms, lot size and more to arrive at a 'Relevance Score'. Comparable properties are then ordered from most similar to least similar for comparison purposes.

Powered by Xome®

Median Sales Price/Sq.Ft. in 94583

Median Sales Price Per Square Foot provides a quick, high-level way to evaluate appreciation or depreciation of property values over time in the selected area. Using the price per square foot can help you estimate a properties' market value.

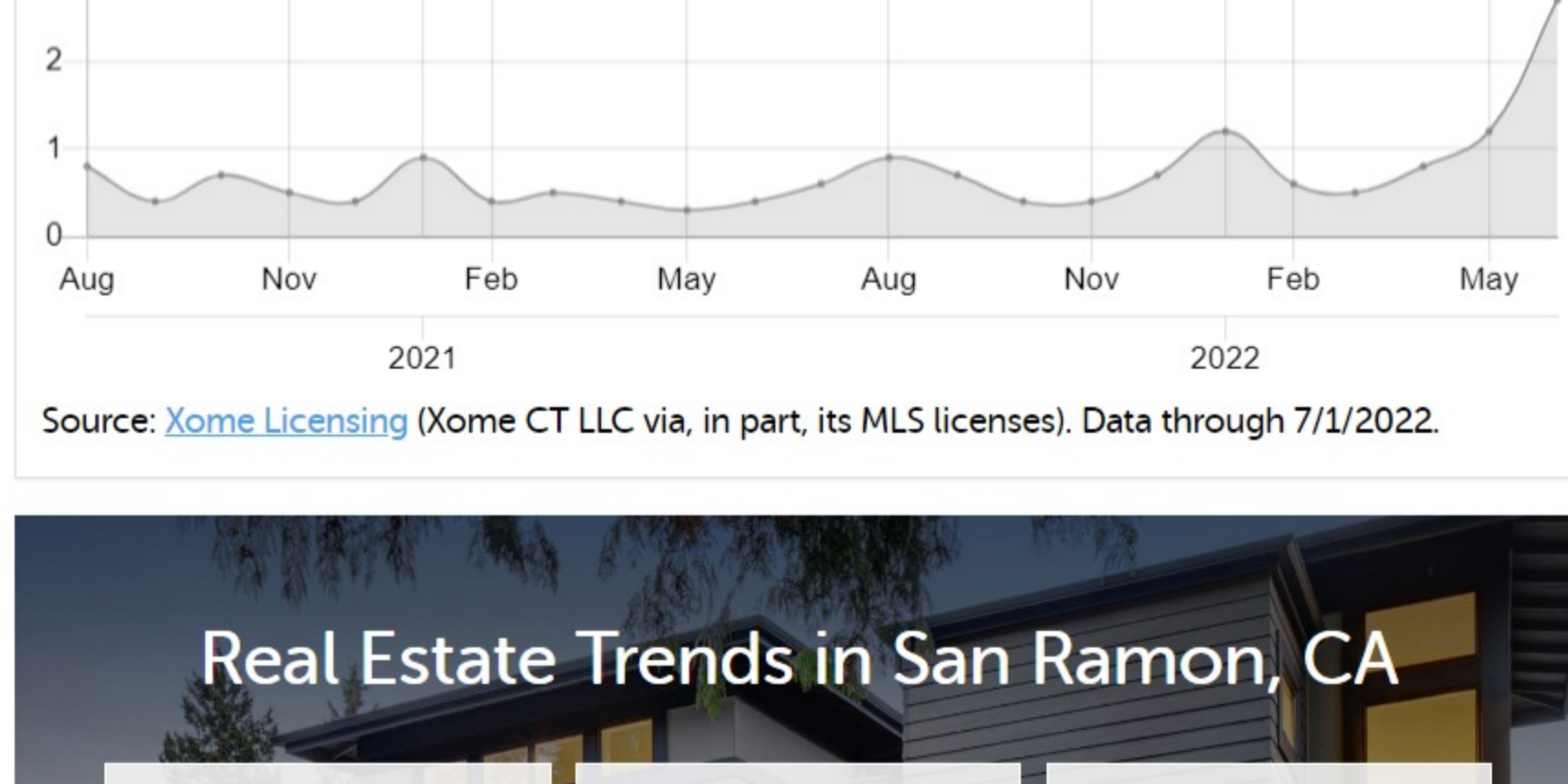


The median price represents a midpoint for property values in the market — half of the properties sold for a higher price and half sold for lower. The median value (as opposed to average) is used so that extreme sales prices, both high and low, don't skew the interpretation of where property values in a market are heading.

Powered by Xome®

Months of Supply in 94583

This chart shows how many months it would take to sell the available inventory in the specified market. A higher Months of Supply generally indicates a buyer's market while a lower Months of Supply generally indicates a seller's market.



Source: Xome Licensing (Xome CT LLC via, in part, its MLS licenses). Data through 7/1/2022.

Real Estate Trends in San Ramon, CA

283 ↓ Number of Homes Sold 4.1% Change from last 90 days	\$1.69m ↑ Median List Price 4.4% Change from last 90 days	\$764 ↑ Median List Price Per Sq. Foot 0.7% Change from last 90 days
---	--	---

Nearby Homes For Sale

NEW \$2,095,000 187 Woodview Terrac... San Ramon, CA 94582 Courtesy: Daniel McPherson - Gateway	4 bd 3 ba 2,111 sq ft	NEW \$1,878,800 157 Victory Cir San Ramon, CA 94582 Courtesy: Ladan Elahi - Compass	4 bd 3 ba 2,111 sq ft
--	-----------------------	--	-----------------------

14 Just Listed And 161 Homes Available In San Ramon, CA

Price History for 2701 Hooper Dr

Price History provides changes in price over time for the specified property, where available.

Event	Date	Price	Change	Source
Sold	12/31/1997	\$2,250,000		Public Records

Data through 7/17/2022.

Tax History for 2701 Hooper Dr

Tax History provides changes in price over time for the specified property, where available.

Year	Property Taxes	Change	Tax Assessment	Change
2021	\$39,458	-1.64%	\$3,173,585	+1.04%
2020	\$40,114		\$3,141,044	

Data sourced from public records, where available.

Powered by Xome®

Nearby Schools for 2701 Hooper Dr

PUBLIC SCHOOLS

Rating	School Name	Grades	Distance
8	Twin Creeks Elementary School	K-5	1.23 mi
9	Iron Horse Middle School	6-8	1.69 mi
9	California High School	9-12	3.30 mi

PRIVATE SCHOOLS

Rating	School Name	Grades	Distance
NR	Hidden Canyon Elementary School	K	0.90 mi

Data provided by GreatSchools.org

Area Statistics

PEOPLE

	Zip	City	County	National
Population	35,244	75,048	1.12M	321.00M
Population Density	2,359	4,016	1,567	90
People per Household	2.9	3.0	2.9	2.6
Median Age	39.9	38.4	39.2	37.8
Median Household Income	\$137,719	\$142,718	\$88,456	\$57,652
Average Income	\$54,591	\$55,772	\$42,898	\$31,177

ECONOMY

	Zip	City	County	National
Unemployment	2.60 %	2.60 %	3.10 %	3.90 %
Recent Job Growth	1.38 %	1.38 %	1.38 %	1.59 %
Future Job Growth	34.68 %	34.68 %	36.87 %	33.51 %
Sales Tax	8.25 %	8.25 %	8.63 %	7.30 %
Income Tax	9.30 %	9.30 %	9.30 %	4.60 %
Cost of Living Index	235	250	181	100

ENVIRONMENT

	Zip	City	County	National
Altitude	487	486	478	2443
Rainfall (inches annually)	20.3	19.8	21.9	39.2
Snowfall (inches annually)	0.9	0.9	0.2	25.8
January Avg. Low Temp	40.0	40.0	40.1	22.6
July Avg. High Temp	84.7	84.7	83.6	86.1
Days of Precipitation Annually	65	65	58	102
Days Mostly Sunny Annually	260	256	260	205
Comfort Index (during hot weather)	83	83	84	54

Source: Sperling's Best Places

What's Your Home Worth ?

Enroll to receive a free monthly professional-grade estimate of your home's value*

First Name * Last Name *

Email Address *

I'm the owner Yes No

I'm not a robot reCAPTCHA Privacy - Terms

Enroll Now

[Refinance](#)

Watch this home

Track value and market conditions of homes you are interested in.

Watch This Home

SAVE \$6,305 WHEN SELLING & BUYING A HOME

SEE HOW

xome

Example seller's savings based on a total commission of 3.99% vs. a traditional 6%. It is subject to change based on agreement between seller and agent. [More](#)

Real Estate Markets Alabama Real Estate Alaska Real Estate Arizona Real Estate Arkansas Real Estate California Real Estate More	Popular Real Estate Markets Chicago Real Estate San Antonio Real Estate Houston Real Estate Philadelphia Real Estate Los Angeles Real Estate More	Resources Business Solutions Commercial Mortgage Homes For Sale Property Records and Values Real Estate Brokers and Agents	Helpful Links Who We Are Contact Us Learning Center Blog Legal Disclosures/Documents
--	--	---	--

There's No Place Like Xome.